

Tilt & slide patio door ECO IDEALU Classicline

U_w-Value
≥ 0.81



- Offset design
- 76 mm construction depth
- Available with triple glazing

Energy saving through new windows

U _w value (old)	3.50 W/(m ² K)
U _w value (new)	0.81 W/(m ² K)
Window area	30 m ²
Annual fuel oil savings	1090 litres
Annual carbon dioxide reduction	2,943 kg

Explanation

Heating degree days	4,050
Conversion factor kilogram into litres of heating oil	1.19
Conversion of calorific value Wh/kg	11,800
Heating efficiency	0.75

SAFETY EQUIPMENT / FITTING

BASIS:

- Fitting with 3 locking plates
- 3-dimensionally adjustable
- Malfunction lock
- Max. sash weight 130 kg

OPTIONAL:

- Safety levels: RC1, RC2, according to EN 1627-1630
- High Control (magnetic contact for electronic monitoring)
- Integrated door lock, lockable from inside and outside
- Lock monitoring according to VDI

WOOD COLOURS

- Interior: all wood colours listed in the shop as well as wood RAL colours
- Exterior: all colours of the wood-alu colour spectrum listed in the shop

Environmentally friendly water-based lacquers

GLASS THICKNESS

From 32 mm to 50 mm

SEALS

- Centre sealing system
- 3 sealing levels, optional 4 (seal in the frame shell)

SYSTEM VALUES

- Air permeability: Class 3 (according to EN 12207)
- Driving rain-proof: Class 4A (according to EN 12208)
- Water tightness against driving rain:
Class C3/B3 (according to EN 12210)

Please note:

The classes given here are minimum classes. For higher requirements please consult us.

THERMAL INSULATION

- Reference size 1230 x 1480 mm
- Minimum requirement according to GEG2020 $U_w = 1.3 \text{ W/(m}^2\text{K)}$

Spruce

U_w window (W/m²K)

U_g Glass according to EN 673	Frame U_f value	Window U_w value Type of edge spacer alu	Window U_w value Type of edge spacer KSD
1.1	0.9 (0.92)	Not possible in this system.	
1.0	0.9 (0.92)	Not possible in this system.	
0.7	0.9 (0.92)	1.0 (0.96)	0.9 (0.87)
0.6	0.9 (0.92)	0.9 (0.89)	0.8 (0.81)

Pine, Larch, Meranti

U_w window (W/m²K)

U_g Glass according to EN 673	Frame U_f value	Window U_w value Type of edge spacer alu	Window U_w value Type of edge spacer KSD
1.1	1.0	Not possible in this system.	
1.0	1.0	Not possible in this system.	
0.7	1.0	1.0 (0.98)	0.9
0.6	1.0	0.9 (0.91)	0.8 (0.83)

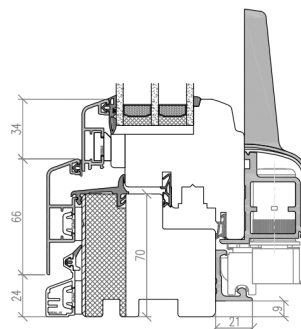
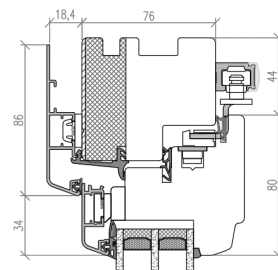
Oak, Eucalyptus

U_w window (W/m²K)

U_g Glass according to EN 673	Frame U_f value	Window U_w value Type of edge spacer alu	Window U_w value Type of edge spacer KSD
1.1	1.1	Not possible in this system.	
1.0	1.1	Not possible in this system.	
0.7	1.1	1.0	1.0 (0.95)
0.6	1.1	1.0 (0.96)	0.9 (0.88)

U_w values < 1.0 W/(m²K) are shown with two decimal places in accordance with EN ISO 10077

U_w values > 1.0 W/(m²K) are shown with one decimal place according to EN ISO 10077, here with two decimal places for information purposes

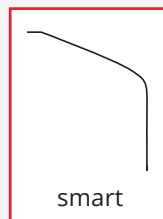


ECO IDEALU CLASSICLINE
DETAIL VERTICAL SECTION

POSSIBLE GLASS STRIPS:

STANDARD

OPTIONAL



smart



profiled



edged